


Sliver Sizer Remover


The **Sliver Sizer Remover** is a unique rotary-style machine that transfers product and separates/removes targeted material using a series of precision-machined stainless steel rollers. The size for separation or removal, selected by the customer, is determined by the gap between rollers - targeted product falls through the rollers and exits beneath the machine, while remaining material moves on to downstream equipment over the tops of the rollers.

The Sliver Sizer Remover is widely used for removing slivers, fines, and chips; precision sizing and grading; dejuicing and deseeding; and removing debris. It operates efficiently for both small whole product and pieces such as cubes, dices, slices, wedges, fries, spears, sticks, and julienne strips.



Benefits

- Precise Sizing
 - Efficient sizing and separation; no screens to blind or plug
 - Precision adjustment within thousandths of an inch
 - Stainless steel rollers machined to exacting tolerances
 - Consistent sizing and absolute control
- Easy Operation
 - On-the-fly adjustment for rapid fine-tuning
 - Fast changeover from one product or cut to another on same machine
- Compact
 - Saves floor space
- Easy, thorough sanitation
 - Requires only a hose washdown
 - No slats to clean
 - No screens to change
 - No parts to remove
- Low Maintenance
 - Long-life stainless steel rollers
 - Rollers are self-cleaning on most products
 - Few moving components
 - Easy access to bearing, sprockets, chain, and adjusting system - simply remove side cover and plastic liner with four fast-release fasteners
 - Most grease fittings are centrally located for fast, easy access



Side cover easily removes for easy access to bearings, sprockets, chain, and adjusting system

Key Technology BV

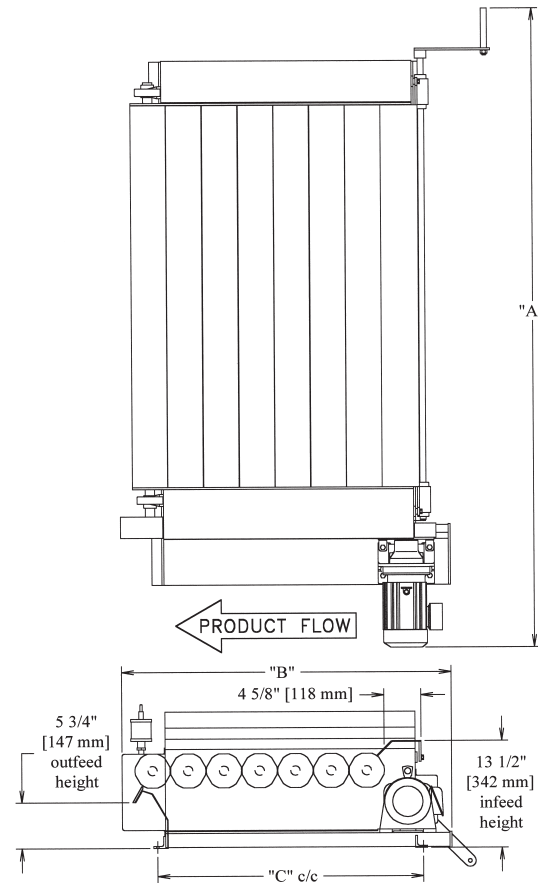
Beijerdstraat 10, 4112 NE Beusichem, The Netherlands

Phone: +31 0 345-50 9900 • Fax: +31 0 345-50 1594 • keybv@key.net • www.key.net



Specifications & Information

- Capacity: Varies with cut, product, and requirements
 - Model 500M: up to 2,700 kh/h typical
 - SSR series: up to 11,500 kg/h typical
 - SSR5: up to 13,500 kg/h typical
- Efficiency: up to 95 percent
- Standard adjusting range:
 - SSR5, SSR, and 500 M
2.5 mm to 9.5 mm
 - SSRE and 500M
9.5 mm to 19 mm
 - SSR-E4
19 mm to 28.5 mm
- Dimensions:
 - Overall width:
1320 mm to 2320 mm
 - Bed width:
500 mm to 1500 mm
 - Overall length:
980 mm to 1055 mm
- Style: Platform model. Legs, stands, chutes, hoppers, etc., not included
- Construction: Stainless steel, food grade
- Motor/Gearbox
 - Model 500M: 0.37 kW (1/2 hp)
 - All others: 0.75 kW (1 hp)



Dimensions

Model		A	B	C	D	E
500m	Inches (mm)	52 1322	38 1/2 978	30 1/2 778	19 3/4 502	25 1/4 641
SSR	Inches (mm)	80 1/4 2040	41 1/2 1054	33 1/2 851	48 1219	53 1/2 1359
SSR-E	Inches (mm)	88 1/2 2247	42 1/2 1080	35 3/4 908	48 1219	53 1/2 1359
SSR-E4	Inches (mm)	88 1/2 2247	44 3/8 1126	37 1/2 953	48 1219	53 1/2 1359
SSR5	Inches (mm)	91 1/4 2319	41 1/2 1054	33 1/2 851	59 1499	64 1/2 1638

